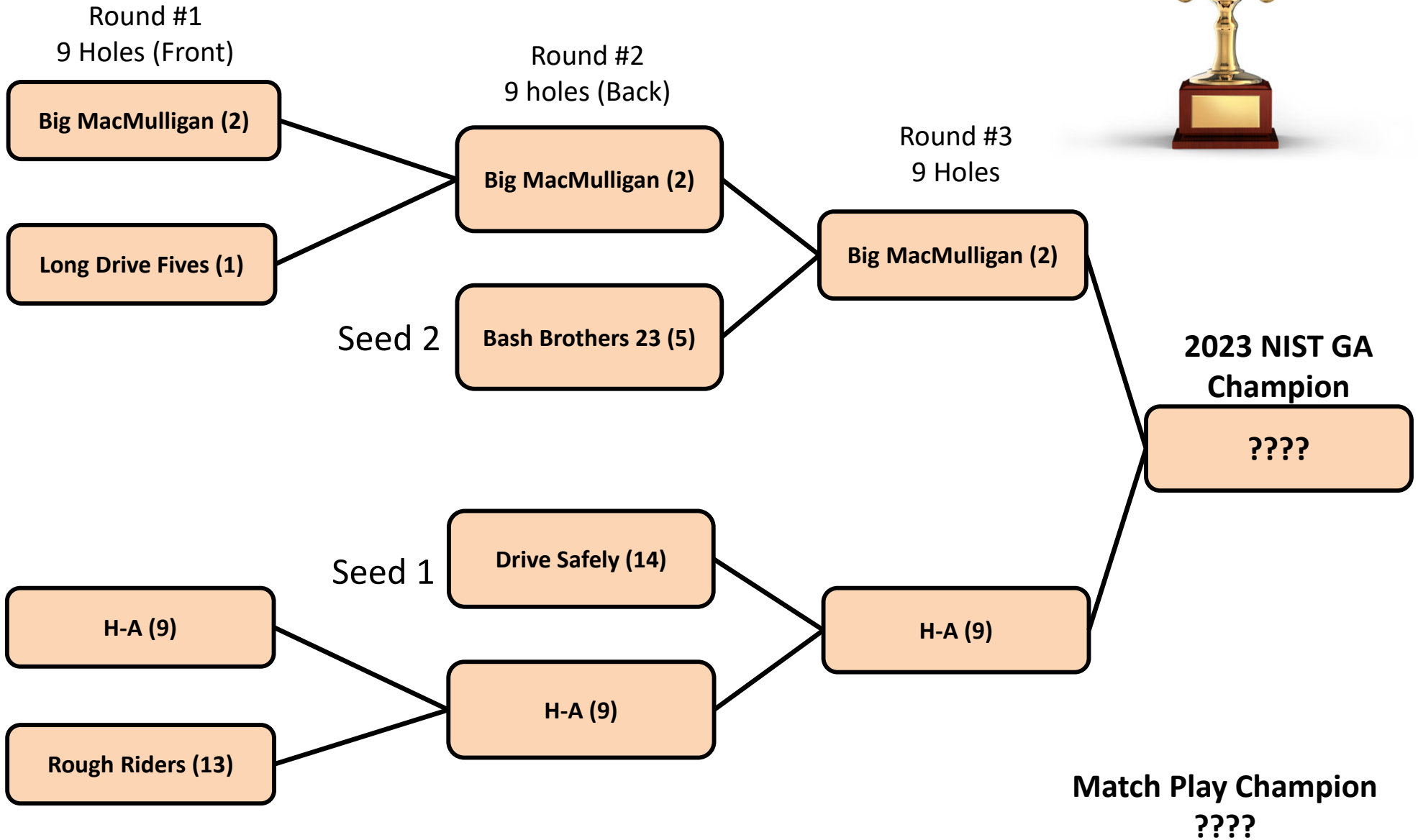
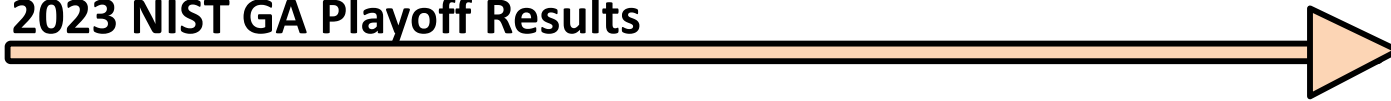



2023 NIST GA Playoff Results



**2023 NIST GOLF ASSOCIATION OFFICIAL
PLAYOFF SCORE SHEET (Finals)**



DATE _____

FRONT [] BACK []

➤ TEAM NUMBER _____ ➤ DIVISION _____ ➤ TOTAL POINTS WON _____

Player	Adjusted Gross Score*	Gross Score	HDCP	Net Score	Match (Hole) Points	Medal (Stroke) Points	Team Medal Points
①							
②							
Team Net Score =					+	+	=

➤ TEAM NUMBER _____ ➤ DIVISION _____ ➤ TOTAL POINTS WON _____

Player	Adjusted Gross Score*	Gross Score	HDCP	Net Score	Match (Hole) Points	Medal (Stroke) Points	Team Medal Points
①							
②							
Team Net Score =					+	+	=

➤ SCORER _____

➤ ATTESTED _____

* Adjusted Gross Score is used to compute handicaps. Handicaps are calculated with a limit on the maximum score on any given hole. The limit depends on your handicap as follows:

Handicap Range	Maximum Score on Any Hole
0 - 9	2 over par
10 - 18	3 over par
19 and Above	4 over par

Matches shall be scored as follows:

- One point for each hole won in individual match play (½ point in case of tie).
- Three (3) points for low net score in individual stroke play (1½ points in case of tie).
- Three (3) points for low team net score (1½ points in case of tie).

Please email to: Darren Lowe, darren.lowe@nist.gov